


1D14A Series

THT Shielded Class D Inductors



- Height: 16.3 mm (Max)
- Footprint: 15.0 mm (Max) x 10.5 mm (Max)
- Small Footprint
- Shielded Design for Lower EMI
- Ferrite Material Designed for Audio Applications

APPLICATIONS

Class D Audio Amplifiers

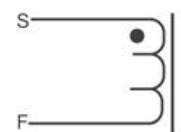
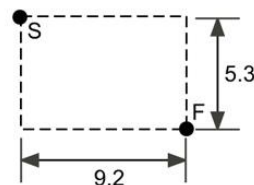
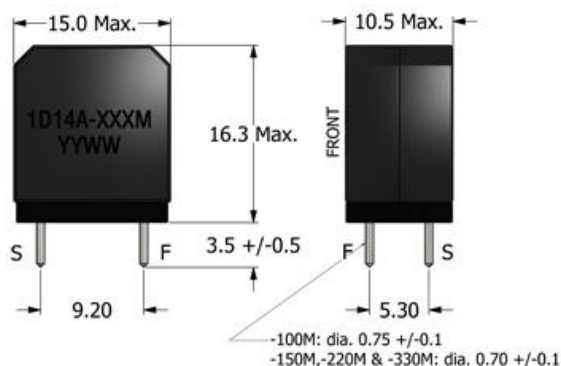
PACKAGING

Pieces/Tray: 120
Trays/Box: 9
Pieces/Box: 1080

Mechanical Drawing

Mounting Dimensions

Schematic



All dimensions are in mm

Electrical Specifications @ 25°C - Operating Temperature Range¹: -40°C to +130°C

Part Number	Inductance, L_S^2 (μH , +/- 20%)	DCR ($m\Omega$, Max)	I_{SAT}^3 (A_{DC})	I_{DC}^4 (A_{DC})	SRF ⁶ (MHz, Typ)
1D14A-100M	10	9	11.0	7.5	24.2
1D14A-150M	15	16	11.0	6.5	21.7
1D14A-220M	22	16	7.5	6.5	16.6
1D14A-330M	33	16	5.0	6.5	13.5

- Operating Temp. Range:** The combination of ambient temperature and temperature rise.
- Inductance:** Tested at 1kHz, 1 V_{RMS} , Series
- I_{SAT} :** DC Current through the winding to cause a 10% (typ) drop in inductance.
- I_{DC} :** DC Current through the winding to cause 40°C temperature rise at 25°C ambient.
- Flammability Standard:** Meets UL 94V-0.
- SRF values are for reference only.



Specifications subject to change without prior notice.

TEL.: 800-729-2099

www.icecomponents.com

March 27 2025 - 1D14A Series