

GT06 Series

SMT Gate Drive Transformers



- Height: 7.5 mm (Max)
- Footprint: 16.0 mm (Ref) x 11.0 mm (Max)
- Frequency Range: 40 kHz to 350 kHz
- 12.5 mm Creepage/Clearance
- Suitable for Pick & Place Applications

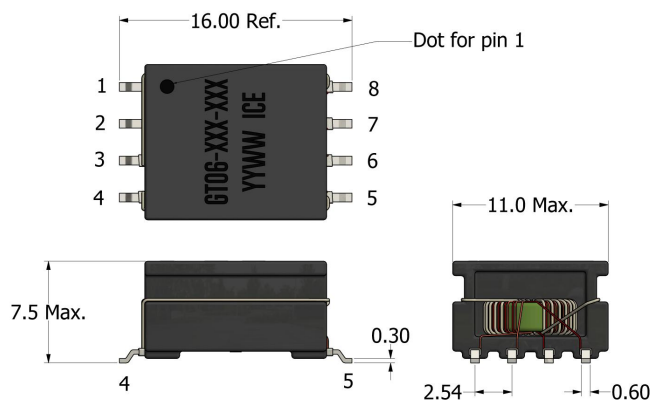
APPLICATIONS

DC/DC Converters
AC/DC Converters
Signal Xfmr Across
Isolation Barrier

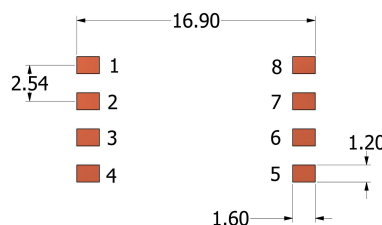
PACKAGING

Reel Diameter: 13"
Reel Width: 32 mm
Pieces/Reel: 400

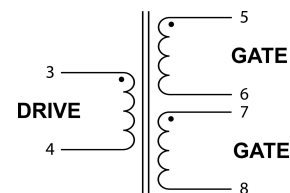
Mechanical Drawing



Recommended PCB Layout



Schematic



All dimensions are in mm

Electrical Specifications @ 25°C - Operating Temperature Range 1: -40°C to +130°C

Part Number	Turns Ratio (TR)	Drive Inductance ² (μH, Min)	DCR Pri:Sec (mΩ, Max)	Leakage Inductance (nH, Max)	SRF ³ (3-4) (MHz, Typ)	ET Product ⁵ (V-μs, Max)	Hi-Pot ⁶ Drive:Gate
GT06-111-049	1:1:1	882	720:720	360	2.2	49	3750 V _{AC}
GT06-111-100	1:1:1	2000	1430:1300	470	1.3	100	3750 V _{AC}
GT06-122-053	1:2.5:2.5	162	360:720	240	4.2	53	3750 V _{AC}

- Operating Temp. Range:** The combination of ambient temperature and temperature rise.
- Drive Inductance:** Tested at 100kHz, 0.1 V_{RMS}
- SRF values are for reference only.
- Flammability Standard:** Meets UL 94V-0.
- ET Product:** The maximum ET is based upon a flux density of 2200 Gauss at 25°C.

- Hi-Pot Rating (Gate:Gate):** 1500 V_{DC}
- Suitable for bipolar applications only.

$$ET = E_p / 2f$$

Where as

$$E_p = \text{Primary Voltage (V)} \quad f = \text{Frequency (Hz)}$$



Specifications subject to change without prior notice.