

CT07-1000

Tombstone THT Current Sense Transformers



- Frequency Range: 30Hz to 3.2kHz
- Current Rating: Up to 200A_{RMS}
- Nanocrystalline Cores Ensure High Accuracy / Lower Core Loss
- Encapsulated Construction
- PCB Mount

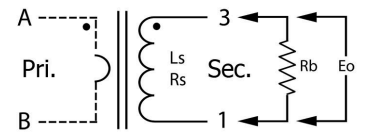
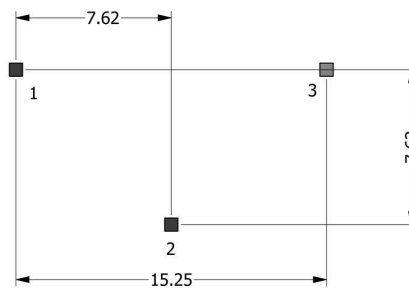

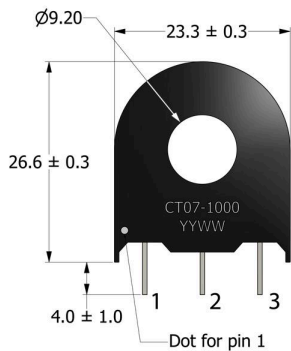
APPLICATIONS

Switching Power Supplies
Motor Controls

PACKAGING

Pieces/Tray: 60
Trays/Box: 9
Pieces/Box: 540

Mechanical Drawing Footprint Schematic



All dimensions are in mm

Electrical Specifications @ 25°C - Operating Temperature Range¹: -40°C to +105°C

Part Number	Turns Ratio (TR)	Secondary Inductance (H, Min)	Secondary DCR (Ω, Max)	Current Rating ² (A _{RMS} , Ref)	SRF ³ (3-1) (kHz, Typ)	ET Product ⁷ (V-μs, Max)	Hi-Pot (V _{AC})
CT07-1000	1:1000	8	26	200	3.2	6000	3750

- Operating Temp. Range:** The combination of ambient temperature and temperature rise.
- Current Rating:** The primary current rating is for reference only and is limited by the current capacity of the customer-supplied primary conductor.
- Self-Resonant Frequency:** The value is for reference only.
- Flammability Standard:** Meets UL 94V-0.
- Material Rating:** Meets requirements for UL Class A temperature rating. Ambient + Temp. Rise + HotSpot Allowance < 105°C.
- Terminating Resistor (R_B):** To calculate the value use the formula, $R_B = E_0 TR / I_p$
- ET Product:** Rated at 100°C. Suitable for bipolar applications only.

I _p	Terminating Resistor, R _B	E ₀
10	140	1.4
20	70	1.4
50	28	1.4
100	14	1.4
150	8	1.2
200	6	1.2

$$ET = E_0 / 2f$$

$$E_0 = I_p R_B / TR$$

where as,

$$E_0 = \text{Output voltage (V)} \quad TR = \text{Turns Ratio}$$

$$R_B = \text{Term. Resistor (Ω)} \quad f = \text{Frequency (Hz)}$$

$$I_p = \text{Primary Current}$$

Specifications subject to change without prior notice.

