

# LFU9 Series Line Filters



## Features

- Broad frequency attenuation
- UU cores for compact design
- Wide selection available
- Custom designs available

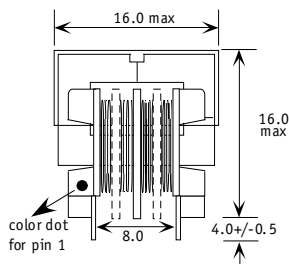
## Applications

- Off-Line Switch Mode Power Supplies
- Conducted EMI Filters
- Office Equipment
- Medical Equipment

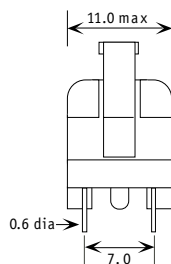
## Packaging

Horizontal: Tray=130 pieces, Box=16 trays, Box=2080 pieces  
Vertical: Tray=180 pieces, Box=12 trays, Box=2160 pieces

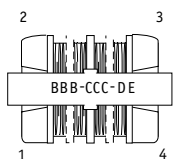
### LFU9 Vertical



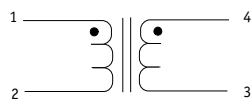
Front View



Side View

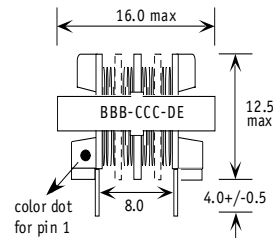


Top View

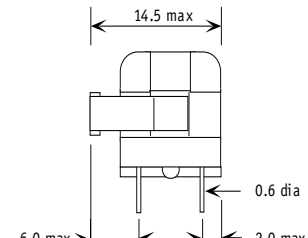


Schematic

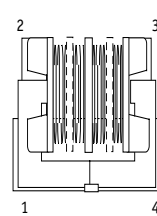
### LFU9 Horizontal



Front View



Side View



Top View



Schematic

units: mm

## Electrical Specifications

Part Number	Inductance <sup>1</sup> (mH, nom.)	Inductance <sup>1</sup> (mH, min.)	DCR (Ω, max.)	Rated Current (A) <sup>5</sup>	SRF (kHz, typ.)
LFU9-030-902-2_	12.96	9.07	2.2	0.3	338
LFU9-050-362-2_	5.2	3.64	0.78	0.5	553
LFU9-080-152-2_	2.19	1.53	0.35	0.8	913
LFU9-120-541-2_	0.77	0.542	0.15	1.2	1729
LFU9-150-401-2_	0.58	0.4	0.09	1.5	1998
LFU9-200-161-2_	0.23	0.16	0.045	2.0	3062
LFU9-018-223-4_	31.36	21.95	6.7	0.18	402
LFU9-030-722-4_	10.24	7.17	2.6	0.3	815
LFU9-040-282-4_	4	2.8	1.15	0.4	1391
LFU9-070-162-4_	2.31	1.62	0.55	0.7	1883
LFU9-150-301-4_	0.41	0.29	0.15	1.5	4710
LFU9-230-111-4_	0.16	0.11	0.065	2.3	7345

1. Tested at 1 kHz, 0.1 Vrms, series.
2. Electrical specs at 25° C.
3. Operating range: -40° C to +130° C.
4. Meets UL 94V-0.
5. Rated current produces a temperature rise of 40° C.
6. Specify H or V at end of part number for horizontal or vertical core arrangement.



## IMPEDANCE VS. FREQUENCY

