


# CS01 Series Common Mode Choke



## Features

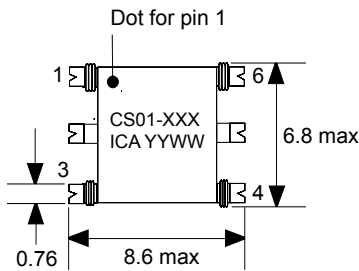
- Low profile package (< 3mm)
- Attenuates common mode over a broad frequency range
- Flat top for pick and place applications
- Current range up to 3.25A

## Applications

- EMI filters
- High density power supplies
- DC/DC converters

**Packaging** Reel diameter: 13", Reel width: 16mm, Pieces/reel: 1500

## Mechanical

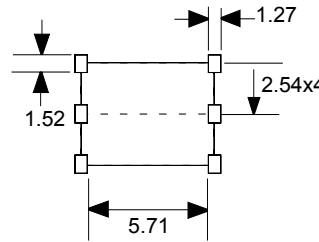


Top View



Side View

## Recommended PCB layout



Top View

## Schematic



units: mm

## Electrical Specifications

Part Number	OCL <sup>1</sup> (μH, min)	I <sub>rms</sub> <sup>6</sup> (A, max)	DCR (mΩ, max)	Lkg. Ind. (μH, max)	Hi-Pot (Vdc)	Max. Impedance (typ.)
CS01-6R0	6.0	3.25	10	0.1	300	125 @ 10MHz
CS01-100	10	2.88	11	0.3	300	220 @ 10MHz
CS01-330	33	2.50	18	0.6	300	670 @ 10MHz
CS01-430	43	1.78	29	0.7	300	890 @ 10MHz
CS01-540	54	1.40	41	1.0	300	1086 @ 10MHz
CS01-680	68	1.27	58	1.0	300	1447 @ 10MHz
CS01-980	98	0.98	75	1.4	300	2108 @ 10MHz
CS01-111	110	0.37	112	1.7	300	2378 @ 10MHz
CS01-131	130	0.32	142	1.9	300	2852 @ 10MHz
CS01-171	170	0.26	180	2.6	300	3707 @ 10MHz
CS01-201	200	0.24	240	2.6	300	4178 @ 10MHz

1. Tested at 100kHz, 0.1Vrms.
2. Electrical specifications at 25° C.
3. Operating range: -40°C to +130°C.
4. Meets UL 94V-0.
5. Hi-pot testing: Winding to winding for 1 minute.
6. I<sub>rms</sub>: Temp rise = 40°C at rated RMS current.



## IMPEDANCE VS. FREQUENCY

